

How to Register as a New IDCEC Course Provider

Thank you for your interest in becoming an IDCEC Course Provider!

To begin, please start at the “Register a New Account” page on www.idcec.org, located near the top right of the home page.

REGISTER A NEW ACCOUNT

When the registration page opens, please scroll down and select the following option:

A new course provider is an individual or organization that has an interest in developing and providing high quality continuing education courses to interior design practitioners. A course provider must abide by the standards set by IDCEC and is responsible for scheduling and reporting attendance for all course attendees who have an IDCEC number.

REGISTER - NEW COURSE PROVIDER

To provide ongoing continuing education through IDCEC, there are 3 basic options for provider registration:

1. Individual Provider
2. Corporate Provider
3. Preferred Provider

Although the features and fee structures differ, as described on the site, the registration process is the same for all three account options. The Corporate Provider registration is being used in the following example.

[Register as a New Corporate Provider](#)

Corporate providers represent corporations, non-profits, manufacturers or dealers who provide CEU's to the industry. Education is used as a tool to penetrate the market. This category of provider reaches thousands of professionals each year and operates in cities all over North America.

REGISTER

Select the registration option, then fill in the next screen and register:


REGISTER A NEW ACCOUNT

Please do not use your email address as your password. Please write down your user identification number and chosen password as you will require these to log in and manage your account.

After you have received your identification number please log in and complete your administrator and company profile. You will then have access to your dashboard.

First Name*	Last Name *
<input type="text" value="First"/>	<input type="text" value="Last"/>
Email Address*	
<input type="text" value="corporate@provider.com"/>	
Password(minimum of 7 characters)*	Confirm Password(minimum of 7 characters) *
<input type="password" value="*****"/>	<input type="password" value="*****"/>

I agree with the [Privacy Policy](#)*

	<input type="text" value="AOC AU"/>	Type the Code from the image
---	-------------------------------------	------------------------------

[Generate New Image](#)
[Get Audio Code](#)

You will receive a confirmation, with your new account number assigned.

Please print this page for future reference.

This account number is your user number for logging into your new IDCEC provider account, along with the password you just created.

REGISTRY CONFIRMATION

Thanks for registering at IDCEC as corporate provider. Your IDCEC identification number is 12-00002381.

Please use your IDCEC number and password to access your account. With secured access you may submit a course, schedule an event and submit attendance. This will help you manage your CEUs efficiently. If you have any questions please email Jeremy Roberts at jroberts@idcec.org

Please keep this identification number secure and use it in all email correspondence with IDCEC.

Thank you,

IDCEC Administrator
www.idcec.org

Print

Log On

Click “Log On”:

LOGIN

Please use your assigned IDCEC identification number including all zeros and hyphen.
If you do not have your password to log into your account please click "Forgotten Password" and your password will be emailed to you within one business day.

User Number*

12-00002381

Password*

.....|

LOGIN

FORGOTTEN PASSWORD

Enter and save your administrator information:

WELCOME (FIRST LAST) 12-00002381

Administrator Information

Salutation*

Email Address*

First Name*

Last Name*

IDCEC Number*

Initial Password*

Primary Phone Number*
 Ext.

Secondary Phone Number
 Ext.

Fax Number

Position*

Address*

City*

State/Province*

ZIP/Postal Code*

Then, register your business profile:

WELCOME (FIRST LAST) 12-00002381

Register Business Profile

Logo (Upload your company logo to show on the searchable calendar. Max. size 60x60 -100x100)

No file chosen

Business Name (As you would like to appear in the calendar of events).
*

Website (url should start http://)*

Same as mailing address

Address*

City*


State/Province *


ZIP/Postal Code*


You have now completed your provider registration, and can begin working on your first CEU submission.


Manage all future courses and attendance reporting through your dashboard landing page:

WELCOME (FIRST LAST) 12-00002381


 Dashboard


 Submit a New Course


 Payment (CAD Only)
Owing 95



Course Dashboard

Welcome to your dashboard. Please ensure all outstanding balances are cleared every month.

Online reporting of attendance is mandatory for all CEU Providers. Attendance must be reported within 5-7 business days after the event. [Attendance Reporting Template](#)

Do not forward copies of attendance records to IDCEC but keep them on file for future reference for a period of four years. You will report attendance on behalf of ASID, IIDA and IDC members only.

All other attendees (example architects) will be given a paper certificate of completion. [Certificate of Completion](#)

Course Title	PDF	Submitted Date	Expiry Date	Status	Hours
No records to display.					